



InlandPower


Imagine. Integrate. Impact.

Ref: IPL/Env/2021 24/510

Date: 17.01.2022

The Member Secretary,
Jharkhand State Pollution Control Board,
T.A. Division (Ground Floor),
H.E.C. Dhurwa, Ranchi-834004
Jharkhand

R.P. Baidya
19/1/2022



Subject: Submission of "Environmental Statement" (Form-V) of Inland Power Limited for the year 2020-2021

Dear Sir,

Please find enclosed herewith the duly filled "Environmental Statement" (Form-V) of Inland Power Limited for the year 2020-2021. For your information and record please.

Thanking you,
Yours sincerely,

Shailender Nath Sinha
Shailender Nath Sinha
DGM, (Commercial)

Encl: As Above Copy to the Regional Officer, Jharkhand State Pollution Control Board, Hazaribagh, Jharkhand.

*c/c - Scientist D
Regional Office MOEF Ranchi*

EJ923017216IN IVR:6974923017216
SP ASHOK NAGAR S.O (RANCHI) <834002>
Counter No:1.19/01/2022.16:06
To:REGIONAL OFFI, J S P-C B, NR. P
PIN:825301, Hazaribagh HD
From:INLAND POME,C/218 ROAD NO-2
Wt:850ms
Amt:41.30(Cash)Tax:6.30
<Track on www.indiapost.gov.in>
<Dial 18002666868> <Wear Masks. Stay Safe>



Inland Power Ltd.

Registered Office:
P-22/2, Strand Bank Road
Kolkata - 700001

Corporate Office:
30, Chowringhee Road
3rd Floor, Flat No-12
Kolkata - 700 016
t: +91 33 6136 6000

Plant Office:
Inland Nagar Village, Tonagata
Gola Chary Ramgah Bypass
Tonagata - 829 110
Jharkhand, India.

Ranchi Office:
C/218 Road No. 2, Ashok Nagar
Ranchi - 864 002
t: +91 65 2240532



FORM- V**Environmental Statement for the Financial Year ending 31st March 2020-2021****PART- A**

(i)	Name and Address of the Owner/Occupier of the industry operation or process	Mr. Giriraj Kumar Jhawa Inland Power Ltd. Inland Nagar, Vill: Tonagtu, P.O: Saram, Gola Dist: Ramgarh, Jharkhand.
(ii)	Industry category	Large
(iii)	Production capacity	63MW
(iv)	Year of establishment	2014
(v)	Date of last Environmental statement submitted	

PART – B**Water and Raw Material Consumption**


(1) Water Consumption m³ / day: for FY(2020-2021)

- (2) Process : 209.81m³/ day
Cooling : 3217.12 m³/ day
Domestic : 69.93 m³/day

Name Of the Products	Water consumption per unit of product output(M3/MWH)	
	Previous Year(19-20)	Current FY(20-21)
Electricity	3.36	3.08

(3) Raw Material consumption

Name of the Raw Materials	Name of Product	Consumption of Raw Material per unit of output (Ton/MWH)	
		Previous Year(19-20)	Current FY(20-21)
Coal	Electricity	0.343	0.378
W.Reject	Electricity	0.731	0.747
Dolochar	Electricity	0.018	0.00
HSD(Liter\MWH)	Electricity	0.936	0.930



PART – C

Pollution discharge to Environment

1. **Water** : Plant is running on the concept of Zero Discharge System. So, there is no discharge of water to outside of plant boundary. All the waste water after treatment has been utilized in the plantation, dust separation and brick plant within the plant premises. In the Year 2020-2021 IPL has utilized 1276360 KL of water from the Senegarha Nala.

Quality of surface and ground water are regularly on quarterly basis monitored by NABL accredited lab. (Reports are attached herewith on Annexure (i)).

2. **Air (Stack) Inland power has installed a 95 mtrs. High stack and ESP to control the emission of particulate matters under the limit of 50 mg/nm³.**

We have also installed Continues Emission Monitoring System for PM, SO₂ and NO_x.

We have also done the third-party monitoring for Core and Buffer Zone on quarterly basis by NABL approved lab. (Reports are attached herewith on Annexure (ii)).


Yearly Average Concentration of Discharges

Pollutants	Average Concentration of pollutants in discharges(mass/volume) mg/Nm ³	Remarks
PM	34.50	Within Limit
SO ₂	27.46	
NO _x	14.23	
CO	25.02	
Hg	0.0033	

3.Air (Ambient)(Core Zone)- Yearly Average(Annexure(iii))

	Site A	Site B	Site C	Site D	Remarks
PM 2.5	40.36	35.02	43.42	27.56	Within Limit
PM 10	86.87	83.12	91.89	72.91	
SO ₂	14.01	14.09	13.92	12.70	
NO _x	26.89	22.05	25.21	21.09	

*Monitored by Yugantar Bharati, NABL Accredited Lab.



PART – D

Hazardous Wastes

Hazardous Waste	Previous Year(19-20)	Current FY(20-21)
From Process -Used Lub. Oil	1.33MT	1.45MT

PART – E

Solid Waste

a. Solid Waste Generation:

Solid Waste		Previous Year(19-20)	Current FY(20-21)
		Quantity(MT/Annum)	Quantity(MT/Annum)
a. From Process	Bottom Ash	18719	81712.8
b. From Pollution Control facilities:	Fly Ash	215263	190663.2

b. Solid Waste Disposal:

1. Re-utilized within the unit	Previous Year(19-20)	Current FY(20-21)
	Quantity(MT/Annum)	Quantity(MT/Annum)
i) Road Construction		79192
ii) In house bricks manufacturing Plant	3144	24763
2. Disposed outside plant		
i) Supplied to other brick manufacturer	5105	115827
ii) For backfilling in abandoned mines	NIL	NIL
iii) Cement Plant	3132	57757
iv) Highway (Ring Road)Construction	271925	NIL
v) Road Construction, Charhi	26374	NIL
3. Balance yet to disposed off	5326	277539



PART – F

Please specify the characterizations (in terms of quantum) of hazardous as well as solid wastes and indicate disposal practice adopted for both these categories of wastes.

1. The hazardous waste: 1260 liters of used lube oil was generated and stored in barrels at site as per norms and has been utilized in the boiler during the lightup.
2. Solid waste: 233982 tones of fly ash and bottom ash was generated and utilized by in house/outside bricks manufacturing plant, Road construction.
3. **Fly ash Heavy Metal Report : (Annexure(iv))**

Tested Parameters	Unit	Bottom Ash	Fly Ash
Arsenic	ppm	0.12	0.08
Mercury	ppm	0.05	0.01
Chromium	ppm	0.19	0.16
Lead	ppm	0.52	0.043
Cadmium	ppm	0.09	0.06
Copper	ppm	0.08	0.04
Nickel	ppm	0.76	0.62
Zinc	ppm	0.42	0.24
Iron	ppm	9.4	8.7

PART – G

Impact of the pollution abatement measures taken on conservation of natural resources and on the cost of production.

Domestic water is being treated through soak pit and has re-utilized in the plantation and gardening purposes.


Process water is being treated through n-pits and being re-utilized in brick plant, dust separations etc.

The above process has saved the utilization fresh water and resulting conservation of natural resource like water.

We are utilizing Washery Reject and Dolochar as fuel for the generation of electricity that conserves the coal which is a limited natural resource.

We have installed fly ash bricks manufacturing plant of 50000 brick per day capacity which conserved the top soil of agriculture fields. Utilization of fly ash bricks in comparison of conventional red bricks also helps in reduction of carbon footprint of atmosphere.

Details of expenditure for abatement of pollution are as under and which costs Rs. 0.11\kWh of gross generation.



DETAIL EXPENSES INCURRED FOR THE PERIOD FROM 01/04/2020 TO 31/03/2021		
Sl no	Particular	Amount (in Rs.)
a	Any capital expenditure for purchase of pollution control equipment	
b	O & M expenses on ESP and bag filters	3900985
c	O & M Expenses for online monitoring equipment	82600
d	Water Sprinkling Expenses	175976
e	Plantation	432484
f	Ash disposal expenses	20660258
g	Expenses for monitoring of pollution	284360
G. TOTAL AMOUNT IN RS.		25536663

PART – H

Additional measures / investment proposal for environmental protection including abatement of pollution, prevention of pollution:

Following Pollution control equipments has been installed to control the pollution:

A. Equipment Details:

SN	EQUIPMENT/SYSTEM	LOCATION	DESCRIPTION
1	Silencer	Outside TG Building	Noise Control
2	Turbine Enclosure	Turbine Building, 11 Mtr. Level	Noise Control 90 dBA at 1 Mtr. Distance
3	Electro Static Precipitator	ESP Double Pass, Five Field Each Between Boiler and Chimney	<50 mg/ Nm ³ With 8 Out of 10 field in service
4	SPM Analyser	ID Fan outlet Duct before Stack	<50 mg/ Nm ³ With 8 Out of 10 field in service
5	Dust Extraction System 1	Crusher House	35000 M ³ /hr, <50 mg/ Nm ³
6	Dust Extraction System 1	Screening House	35000 M ³ /hr, <50 mg/ Nm ³
7	Dust Extraction System 1	Bunker Floor	35000 M ³ /hr, <50 mg/ Nm ³
8	Bed Ash Silo 1	Near CHP	700 M ³
9	Fly Ash Silo 1 & 2	Near CHP	1300 M ³ Each


54

10	Bag Filter Fly Ash Silo	Top of Fly Ash Silo	2200 M ³ /hr, <50 mg/ Nm ³
11	Bag Filter Bed Ash Silo	Top of Bed Ash Silo	1100 M ³ /hr, <50 mg/ Nm ³
12	Bag Filter Bunker Bed Material	Bunker	1100 M ³ /hr, <50 mg/ Nm ³
13	Chimney	After ESP	Height of 96 Mtrs and Diameter ϕ 4.5 Mtr.
14	Neutralisation Pit	Outside DM plant	45 M ³
15.	Water Sprinkler	Coal stock yard	Fixed
16.	Water Tanker with sprayer	For Water Sprinkling at Road side.	

PART - I

Any other particular for improving the quality of the environment

1. Regular check-ups and timely Maintenance of pollution control equipments.
2. Regular sprinkling of water on the roads outside the plant area also for controlling of fugitive dust.
3. Transportation of material by the covered trucks.
4. Maintaining Zero discharge.



YUGANTAR BHARATI

ANALYTICAL & ENVIRONMENTAL ENGINEERING LABORATORY

Accredited by - National Accreditation Board for Testing Laboratory (NABL) & Jharkhand State Pollution Control Board (JSPCB)
 Certified by - An ISO 9001:2015 & BS OHSAS 18001 : 2007

Certificate No. - TC 7813

ANALYTICAL TEST REPORT

Atmospheric Pollution Test Report

Report Release Date 02nd April, 2021
Sample Description Stationary Source Emission
Type of Industry Thermal Power Plant
Issue to M/s Inland Power Limited
 Tonagatu, Gola, Dist. - Ramgarh,
 Jharkhand.

URL (Unique Lab Report) No. TC78132120000300P
Report ID YBAEEL-210324 -123714 - S1
Job code/ Ref. no. YBAEEL/WAL/A/Mer. - 21/52
Work Order No./ Date Via - Telephonic Order

Sampling Period 27th March, 2021 **Mode of sample collection** Sampling team of YBAEEL
Sampling Protocol IS: 11255 & CPCB Guideline (Lats/80/2013-14)
Metereological Cond. W.C.- Clear **RH % -** 42% **Temp -** 31°C
Sample receipt Date 28/03/2021 **Analysis Started on** 28/03/2021 **Analysis completed on** 01/04/2021

General Information

As observed while sampling		As reported by customer	
Location	Sampling port hole	Type of fuel Used	Coal
Platform	Permanent	Quantity of Fuel Used	1400 - 1500 MT/Day.
Stack Description (Shape & Material)	Circular / RCC	Total production Capacity	63 MW
Sampling port	Available	Height of Stack from ground level	96 mtr.
Stack Identification	Stack - 01	Inner Diameter of Stack	3.3 mtr.
Height of port hole from Ground level	40 mtr.	Pollution Controlling Device	ESP (for PM)

Test Results

Sl	Parameter s	Test Method	Units	Results	Limits
1.	Stack gas Temperature	IS 11255 (Part 3)2008	k	398.0	-
2.	Stack gas Velocity	IS 11255 (Part 3)2008	m/s	13.4	-
3.	Volumetric Flow Rate	IS 11255 (Part 3)2008	Nm ³ /hr	298293.5	-
3.	Particulate Matter (PM) (at 6% O ₂)	IS 11255 (Part 1)2009	mg/Nm ³	42.6	50
4.	Sulphure Dioxide (SO ₂) (at 6% O ₂)	IS 11255 (Part 2)2009	mg/Nm ³	142.8	600
5.	Oxide of Nitrogen (as NO _x) (at 6% O ₂)	IS 11255 (Part 7)2005 RA 2012	mg/Nm ³	72.4	450
6.	Carbon Monoxide (as CO)	IS 13270 : 1992 RA 2009	%	<0.2 %	-
7.	Mercury* (as Hg)	Lats/80/2013-14	mg/Nm ³	<0.003 ppm	0.03

Emission Rate

1.	Particulate Matter (PM)	IS 11255 (Part 1)2009	Kg/hr	12.7	-
2.	Sulphure Dioxide (SO ₂)	IS 11255 (Part 2)2009	Kg/hr	42.6	-
3.	Oxide of Nitrogen (as NO _x)	IS 11255 (Part 7)2005 RA 2012	Kg/hr	21.6	-

End of Report

Remarks

Results Comply with the prescribed specification as per Thermal Power Plant
Abbreviation M.D. - Minimum detection limit, BDL - Below detection limit.
Note The parameters marked with * are not accredited by NABL
Specific contractual notes All values are expressed in as unit
 The results listed refer only to the tested sample and applicable parameter
 The report or any part shall not be used for advertising or as evidence in any court of law
 The report cannot be reproduced, except when in full, without the written permission of the Lab in charge
 The samples collected shall be destroyed after 15 days from the date of issue of the certificate unless specified otherwise
 The liability of the laboratory is limited to the invoiced amount
 All disputes are subject to the Ranchi Jurisdiction

Amit Kumar Sinha
 Tested by
 Amit Kumar Sinha
 Lab Analyst

Nandan Kumar
 Verified by
 Nandan Kumar
 Section in-charge

Umesh Das
 Issued by
 Umesh Das
 Authorized Signatory
 Atmospheric Pollution Technical Manager

Yugantar Bharati Analytical &
 Environmental Engineering Laboratory

Branch Office :- Jamshedpur Dhanbad Hazaribag Pakur

Main Office : Namkum Post Office, Sidroul, Ranchi - 834010, Jharkhand
 Ph : 098351-97960, 098357-86677, Email - ybaeel@gmail.com, Web - https://ybaeel.in





YUGANTAR BHARATI

ANALYTICAL & ENVIRONMENTAL ENGINEERING LABORATORY

Accredited by - National Accreditation Board for Testing Laboratory (NABL) & Jharkhand State Pollution Control Board (JSPCB)
Certified by - An ISO 9001:2015 & BS OHSAS 18001 : 2007



Certificate No. - TC 7813

ANALYTICAL TEST REPORT

Atmospheric Pollution Test Report

Report Release Date	02 nd April, 2021	URL (Unique Lab Report) No.	TC78132120000297P
Sample Description	Ambient Air Quality (Core Zone)	Report ID	YBAEEL- 210324 - 123714 - A01
Type of Industry	Thermal Power Plant	Job code/ Ref. no.	YBAEEL/WAILIA/Mar. - 21/52
Issue to	M/s Inland Power Limited Tonagatu, Goia, Dist. - Ramgarh, Jharkhand.	Work Order No./ Date	Via - Telephonic Order
Sampling Period	26/03/2021 - 27/03/2021	Mode of sample collection	By YBAEEL Team
Sampling Protocol	IS:5182 and CPCB Air Manual Volume-1(NAAQM/36/2012-13)		
Sampling Locations	A. Switch Yard	B. Guard Room	C. B Gate
Meteorological Cond.	W.C. - Clear	RH % - 46 %	Temp. - 30°C
Sample receipt Date	28/03/2021	Analysis Started on	28/03/2021
		Analysis completed on	01/04/2021

Test Results

Parameters	Test Method	Units	Sampling Location				NAAQS (2009)
			Site A	Site B	Site C	Site D	
Particulate matter (PM ₁₀)	IS:5182 (P-23) 2006	µg/m ³	74.8	82.3	69.7	78.0	100
Particulate matter (PM _{2.5})	USEPA -40 CFR (PART 50) (50.7)	µg/m ³	38.9	47.4	34.3	40.2	60
Sulphure Dioxide (SO ₂)	IS:5182 (P-2) 2001 RA 2012	µg/m ³	24.8	18.9	21.3	22.4	80
Nitrogen Dioxide (NO ₂)	IS:5182 (P-6) 2006 RA 2012	µg/m ³	33.8	30.0	28.2	34.8	80
Carbon Monoxide (CO)*	IS:5182 (P-10) 1999 RA 2003	mg/m ³					100

End of Report

Remarks

Abbreviation

Note

Specific contractual notes

Samples Comply with the prescribed specification as per NAAQS 2009

MDL - Minimum detection limit, BDL - Below detection limit.

The parameters marked with * are not accredited by NABL.

All values are expressed in as unit

The results listed refer only to the tested sample and applicable parameter

This report in full or in part shall not be used for advertising or as evidence in any court of law

The report cannot be reproduced, except when in full, without the written permission of the Lab Manager

The report collected shall be destroyed after 15 days from the date of issue of the certificate unless specified otherwise

The liability of the laboratory is limited to the invoiced amount

All disputes are subjected to the Ranchi Jurisdiction

Tested by

Amul Kumar Sinha

Lab Analyst

Checked by

B. Nandan Kumar

Section In-Charge

Authorized Signatory

Atmospheric Pollution

Technical Manager

Issued by

Umesh Das

Jr. Engineer

Branch Office

Jamshedpur

Dhanbad

Hazaribag

Pakur

Main Office - Namkum Post Office, Sidroul, Ranchi - 834010, Jharkhand

Ph - 098351-97960, 098357-86677, Email - ybaeel@gmail.com, Web - https://ybaeel.in



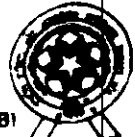
State Pollution Control Board

ISO 9001:2015
BS OHSAS 18001:2007



YUGANTAR BHARATI

ANALYTICAL & ENVIRONMENTAL ENGINEERING LABORATORY



Accredited by National Accreditation Board for Testing Laboratories (NABL) & Jharkhand State Pollution Control Board (JSPCB)
Certified by AN ISO 9001:2015 & BS OHSAS 18001:2007

Certificate No. TC 7073

Atmospheric Pollution Test Report

Report Release Date: 02nd April 2021
 Sample Description: Ambient Air Quality (Buffer Zone)
 Type of Industry: Thermal Power Plant
 Issue to: M/s Inland Power Limited
 Tonagatu, Gola, Dist. - Ramgarh, Jharkhand.

Sampling Period: 27/03/2021 - 28/03/2021
 Sampling Protocol: IS:5182 and CPCB Air Manual Volume-1(NAAQM/36/2012-13)
 Sampling Locations: A. Bariatu Village B. Senegaha Village C. Urba Village D. Tonagatu Village
 Meteorological Cond.: W.C. - Clear RH % - 48% Temp. 29°C W.D. - North-South
 Sample receipt Date: 28/03/2021 Analysis Started on: 28/03/2021

URL (Inquest Lab Report) No: TC78132120000298P
 Report ID: YBAEEL-210324-123714-A02
 Job code/Ref. no.: YBAEEL/WAUAJ/Mar-21/53
 Work Order No./Date: Via - Telephonic Order

Mode of sample collection: By YBAEEL Team

Test Results

Parameters	Test Method	Units	Sampling Location				NAAQS (2009)
			Site A	Site B	Site C	Site D	
Particulate matter (PM ₁₀)	IS:5182 (P-23) 2006	µg/m ³	77.0	84.9	73.3	79.8	100
Particulate matter (PM _{2.5})	USEPA -40 CFR (PART 50) (50.7)	µg/m ³	51.6	48.1	50.4	46.7	50
Sulphure Dioxide (SO ₂)	IS:5182 (P-2) 2001 RA 2012	µg/m ³	16.5	14.2	17.7	15.3	30
Nitrogen Dioxide (NO ₂)	IS:5182 (P-6) 2006 RA 2012	µg/m ³	27.4	25.4	29.1	33.8	30
Carbon Monoxide (CO)*	IS:5182 (P-10); 1995 RA 2003	mg/m ³	BDL (MDL 1.8)	BDL (MDL 1.5)	BDL (MDL 1.8)	BDL (MDL 1.5)	2.0

End of Report

Remarks

Abbreviation

Note

Specific contractual notes

Samples Comply with the prescribed specifications as per NAAQS (2009)

MDL - Minimum detection limit, BDL - Below detection limit

The parameters marked with * are not accredited by NABL

All values are expressed in as unit

The results listed refer only to the tested sample and applicable parameters

This report in full or in part, shall not be used for advertising or as evidence in any court of law

This report cannot be reproduced, except when in full, without the written permission of the Lab

The samples collected shall be destroyed after 15 days from the date of issue of the report, unless otherwise

The liability of the laboratory is limited to the invoiced amount

All disputes are subjected to the Ranchi Jurisdiction

Ami

Tested by: Ami Kumar Sinha

Branch Office: Jamshedpur

Verified by: Nandan Kumar

Branch Office: Dhanbad

Authorized Signatory: Atinobharati Pollution

Branch Office: Jamshedpur

Issued by: Umesh Das

21/4/21



Main Office: Namkum Post Office, Sidroul, Ramgarh - 834001, Jharkhand
 Ph: 098351-97960, 098357-86677, Email - ybaeel@gmail.com, Web - https://ybaeel.in

ISO 9001:2015
BS OHSAS 18001:2007

FY: 2020-2021

FORM - 4

[See rules 5(6) and 22(2)]


**FORM FOR FILING ANNUAL RETURNS
BY THE OCCUPIER OR OPERATOR OF A FACILITY**

[To be submitted by occupier/operator of disposal facility to State Pollution Control Board/ Pollution Control Committee by 30th June of every year for the preceding period April to March]


1	Name and address of the generator/operator of facility	:	INLAND POWER LIMITED Vill.: Tonagatu, Gola: Charu-Path, Rangarh, Jharkhand - 829110		
2	Name of the authorized person and full address with telephone and fax number	:	Giriraj Kumar Jhawar C-218, Road No. 2, Ashok Nagar Ranchi - 834002		
3	Description of hazardous Physical form with description Chemical form waste	:	Physical form with description		
			Chemical form		
			Gear Oil 460 [Liquid Form]		
			Turbine Oil 46 [Liquid Form]		
			Gear Oil 90 [Liquid Form]		
			Hydraulic Oil 68 [Liquid Form]		
			Gear Oil 320 [Liquid Form]		
4	Quantity of hazardous wastes (in KL)	:	Type of hazardous waste		
			Quantity Generated (in Tonnes/KL)		
			a	Gear Oil 460	0.22
			b	Turbine Oil 46	0.25
			c	Gear Oil 90	0.12
			d	Hydraulic Oil 68	0.16
			e	Gear Oil 320	0.08
			f	Compressor Oil/ Hycom VLDT 150	0.62
TOTAL		1.45			
5	Description of Storage	:	Stored in Barrel & Kept in Closed Container		
6	Description of Treatment	:			
7	Details of disposal of hazardous waste	:			

* delete whichever is not applicable
enclose list of other agencies

Date :
Place : Ranchi



Signature :
Designation:





To,
The Regional Officer
Jharkhand State Pollution Control Board
Hazaribag Regional Office

Subject: Submission Annual Return of Fly Ash Generation and Disposal for the Year 2020-21

Dear Sir,

With reference to above, please find below month wise ash generation and Disposal detail for the year 2020-21

Month	Op Stock	Ash Generation	Ash Disposal				CI Stock
			Cement Manufacture Plant	Bricks Manufacture Plant	Road construction	Land Filling	
Apr-20	10874	19407	1231	1833	0	0	27217
May-20	27217	20187	5545	7793	0	0	34066
Jun-20	34066	23566	6587	10139	7468	0	33439
Jul-20	33439	24127	6568	9045	12744	0	29210
Aug-20	29210	22404	4527	8967	15610	0	22510
Sep-20	22510	26576	6275	11631	20444	0	10736
Oct-20	10736	27549	5112	12327	17157	0	3688
Nov-20	3688	26202	4630	11967	5769	0	7524
Dec-20	7524	13029	1892	6801	0	0	11859
Jan-21	11859	20640	2719	12492	0	0	17288
Feb-21	17288	24940	5081	12669	0	4139	20340
Mar-21	20340	23749	7591	10163	0	20624	5711
	10874	272376	57757	115827	79192	24763	5711

Thanking You
For Inland Power Ltd

(S. N. Sinha)
Dy. General Manager. (Coml)

C/C – Member Secretary
Jharkhand State Pollution Control Board – for kind information



Recd
Hazaribag
20/07/2021

1

Inland Power Ltd.

Regd. Office:
P-221/2 Strand Bank Road
Kolkata - 700 001

Corporate Office:
30, Chowringhee Road
3rd Floor, Flat No-12
Kolkata - 700 016
T: +91 33 6136 6000

Plant Office:
Inland Nagar, Village - Tonagatu,
Gola Charu Ramgarh Bypass
Tonagatu - 829 110
Jharkhand, India.

Ranchi Office:
C/218 Road No. 2, Ashok Nagar
Ranchi - 834 002
T: +91 651 2246532



YUGANTAR BHARATI

ANALYTICAL & ENVIRONMENTAL ENGINEERING LABORATORY

Branch Office: Jharkhand State Pollution Control Board (JSPCB)
ISO 9001:2015 & ISO 45001:2018



Test Certificate

Bottom Ash Test Report

Date of Issue 15 December 2021
Sample Description Bottom Ash
Type of Industries Thermal Power Plant
Issued to M/s Inland Power Limited
Tonagatu, Gola, Ramgarh,
Jharkhand

Report ID YBAEL/211209/13111/BA01
Job code / Ref. no YBAEL/JWA/17/1001/004
Work Order No / Date N/A

Sample Received Date 09/12/2021
Sampling Protocol N/A
Sampling Location N/A
Sample pkg. Condition Sealed Plastic Zipper Bag
Meteorological cond. W.C. - N/A
Work allotted date 09/12/2021

Mode of sample Collection By Customer
Sample Code 211209 BA-AG1
Sampling Source Bottom Ash
Sample Quantity 2.5 Kg Approx
RH - N/A
Temp N/A

Test started on 09/12/2021 **Test completed on** 14/12/2021

Test Result

Sl. No	Tested Parameter	Method	Unit	Result
1	Arsenic	Method 3111(B) APHA 23rd Edition 2017	ppm	0.12
2	Mercury	Method 3111(B) APHA 23rd Edition 2017	ppm	0.05
3	Chromium	Method 3111(B) APHA 23rd Edition 2017	ppm	0.19
4	Lead	Method 3111(B) APHA 23rd Edition 2017	ppm	0.52
5	Cadmium	Method 3111(B) APHA 23rd Edition 2017	ppm	9.4
6	Copper	Method 3111(B) APHA 23rd Edition 2017	ppm	0.08
8	Nickel	Method 3111(B) APHA 23rd Edition 2017	ppm	0.76
9	Zinc	Method 3111(B) APHA 23rd Edition 2017	ppm	0.42

*****End of Test*****

Specific contractual notes -

- The test results are valid only for the sample received and tested as per the test method specified.
- The test results are not valid for any other sample or for any other test method.
- The test results are not valid for any other purpose.
- The test results are not valid for any other use.
- The test results are not valid for any other application.
- The test results are not valid for any other analysis.
- The test results are not valid for any other interpretation.
- The test results are not valid for any other conclusion.

Signature

Signature

Signature



Branch Office: Jamshedpur, Dhanbad, Hazaribag, Pakur

Main Office: Namikum Post Office, Setroul Ranch, 834010, Jharkhand

Ph: 098351-97900, 098357-86077, Email: ybaeel@gmail.com, Web: https://ybaeel.in





YUGANTAR BHARATI

ANALYTICAL & ENVIRONMENTAL ENGINEERING LABORATORY

Accredited by - Jharkhand State Pollution Control Board (JSPCB)

Certified by :- An ISO 9001:2015 & ISO 45001:2018



Test Certificate

Fly Ash Test Report

Date of Issue	15 th December 2021	Report ID	YBAEEL-211209-131111-FA01
Sample Description	Fly Ash	Job code / Ref. no.	YBAEEL/WA/LW/Dec- 21/04
Type of Industries	Thermal Power Plant	Work Order No./ Date	N/A
Issued to :-	M/s Inland Power Limited Tonagati, Gola, Ramgarh, Jharkhand.		
Sample Received Date	09/12/2021	Mode of sample Collection	By Customer
Sampling Protocol	N/A	Sample Code	211209-FA-A01
Sampling Location	Dumping Area	Sampling Source	Fly Ash
Sample pkg. Condition	Sealed Pack in Zipper Bag	Sample Quantity	2.5 Kg Approx.
Meteorological cond.	W.C. - N/A	RH - N/A	Temp. - N/A
Work allotted date	09/12/2021	Test started on	09/12/2021
		Test completed on	14/12/2021

Test Result

Sl. No.	Tested Parameter	Method	Unit	Result
1.	Arsenic	Method 3111(B) APHA 23 rd Edition, 2017	ppm	0.08
2.	Mercury	Method 3111(B) APHA 23 rd Edition, 2017	ppm	0.01
3.	Chromium	Method 3111(B) APHA 23 rd Edition, 2017	ppm	0.16
4.	Lead	Method 3111(B) APHA 23 rd Edition, 2017	ppm	0.43
5.	iron	Method 3111(B) APHA 23 rd Edition, 2017	ppm	5.7
6.	Cadmium	Method 3111(B) APHA 23 rd Edition, 2017	ppm	0.06
7.	Copper	Method 3111(B) APHA 23 rd Edition, 2017	ppm	0.04
8.	Nickel	Method 3111(B) APHA 23 rd Edition, 2017	ppm	0.62
9.	Zinc	Method 3111(B) APHA 23 rd Edition, 2017	ppm	0.24

*****End of Test*****

Specific contractual notes: -

- The results listed refer only to the tested sample and applicable parameter.
- This report, in full or in part, shall not be used for advertising or as evidence in any court of law.
- This report cannot be reproduced, except when in full, without the written permission of the CEO.
- The samples received shall be destroyed after two month from the date of issue of the certificate unless specified otherwise and sample for biological testing will be destroyed after one two week of testing.
- The liability of the laboratory is limited to the invoiced amount.
- All disputes are subjected to the Ranchi Jurisdiction.
- ND - not detected. DL - detectable limit

Tested by Shivani Kuman Singh Lab Analyst	Checked by Brij Nandan Kumar In-Charge Pollution & Environment	Issued by Umesh Das Technical Manager



ISO 45001:2018

Branch Office : - Jamshedpur Dhanbad Hazaribag Pakur

Main Office : Namkum Post Office, Sidroul, Ranchi - 834010, Jharkhand

Ph : 098351-97960, 098357-86677 Email - ybaeel@gmail.com Web - http://ybaeel.in



ISO 9001:2015